PC GOLD

ASX: PC2 | FSE: D6A

1.51Moz Spring Hill Gold Project

A Growing, Virgin Gold Development in the Northern Territory's Pine Creek Goldfield

Ashley Pattison
Executive Chair & CEO
Investor Presentation | October 2026



Important Notices and Disclaimer

PC GOLD

Overview

This presentation has been prepared by PC Gold Limited ACN 609 609 047 (PC Gold or the Company) to provide summary information about PC Gold and its activities as at the date of this presentation. The information in this presentation is of a general nature and does not purport to be complete and may change without notice. This presentation is not a recommendation to buy Shares and undue reliance should not be placed on the information or opinions contained in this presentation for investment purposes as it does not consider your investment objectives, financial position or needs. These factors should be considered, with professional advice, when deciding if an investment is appropriate.

Forward-Looking Statements

This presentation includes forward-looking statements that reflect PC Gold's intentions, beliefs, targets, aspirations or current expectations concerning, among other things, PC Gold's results of operations, financial condition, liquidity, revenue growth, performance, prospects, growth, strategies and the industry in which PC Gold operates. These forward-looking statements are subject to risks, uncertainties and assumptions and other factors, many of which are beyond the control of PC Gold. PC Gold cautions you that forward-looking statements are not guarantees of future performance and that its actual results of operations, financial condition, liquidity, performance, prospects, growth or opportunities and the development of the industry in which PC Gold operates may differ materially from those made in or suggested by the forward-looking statements contained in this presentation. In addition, PC Gold does not guarantee any rate of return or the performance of PC Gold nor does it guarantee the repayment or maintenance of capital or any particular tax treatment. In particular, PC Gold does not make any representation that it will achieve its targeted revenue growth outlined in this presentation and notes that the illustrative revenue profiles are intended to demonstrate the potential way that the Company could achieve revenue growth and are not representations or forecasts of that growth. Investors should note that past performance may not be indicative of results of developments in the future periods and cannot be relied upon as an indicator of (and provides no guidance as to) PC Gold's future performance. PC Gold, its related bodies corporate and each of their respective directors, officers and employees expressly disclaim any obligation or undertaking to review, update or release any update of or revisions to any forward-looking statements in this presentation or any change in PC Gold's expectations or any change in events, conditions or circumstances on which these forward-looking statements are based, except as required by applicable law or regulation. Subject to any continuing obligation under applicable law or any relevant listing rules of the ASX, PC Gold disclaims any obligation to disclose any updates or revisions to any forward-looking statements in these materials to reflect any change in expectations in relation to any forward-looking statements or any change in events, conditions or circumstances on which any statement is based. Nothing in these materials shall under any circumstances create an implication that there has been no change in the affairs of PC Gold since the date of this presentation.

Authorisation

This presentation has been authorised for release by the Board of PC Gold.

General

In this presentation references to 'PC Gold', 'PC Gold Group', 'the Group', 'we', 'us' and 'our' are to PC Gold and (where applicable) its controlled subsidiaries and entities. All dollar values are in Australian dollars (A$) unless noted. A number of figures, amounts, percentages, estimates, calculations of value and fractions in this presentation are subject to the effect of rounding. Accordingly, the actual calculation of these figures may differ from the figures set out in this presentation.

Summary Information

This presentation contains summary information about PC Gold and its activities, which is current as at the date of this presentation. The information included in this presentation is of a general nature and does not purport to be complete nor does it contain all the information which a prospective investor should consider when making an investment decision. Each recipient of this presentation should make its own enquiries and investigations regarding all information in this presentation including but not limited to the assumptions, uncertainties and contingencies which may affect further operations at PC Gold and the impact that different future outcomes may have on PC Gold. This presentation has been prepared without taking account of any person's investment objectives, financial situation or needs. Before making an investment decision, prospective investors should consider the appropriateness of the information having regard to their own objectives, financial situation and needs, make their own assessment of the information and seek legal, financial, accounting and taxation advice appropriate to their jurisdiction in relation to the information and any action taken on the basis of the information. The information included in this presentation has been provided to you solely for your information and background and is subject to updating, completion, revision and amendment and such information may change materially. Unless required by applicable law or regulation, no person (including PC Gold) is under any obligation to update or keep current the information contained in this presentation and any opinions expressed in relation thereto are subject to change without notice. No representation or warranty, express or implied, is made as to the fairness, currency, accuracy, reasonableness or completeness of the information contained herein. Neither PC Gold nor any other person accepts any liability and PC Gold, its related bodies corporate and their respective directors, officers and employees, to the maximum extent permitted by law, expressly disclaim all liabilities for any loss howsoever arising, directly or indirectly, from this presentation or its contents. The distribution of this presentation in certain jurisdictions may be restricted by law and persons into whose possession this presentation comes should inform themselves about and observe any such restrictions. Any failure to comply with those restrictions may constitute a violation of applicable securities laws.

Investment Risk

An investment in PC Gold is subject to investment risks and other known and unknown risks.

Market Data

Certain market and industry data used in this presentation may have been obtained from research, surveys or studies conducted by third parties, including industry or general publications. Neither PC Gold nor its representatives or its advisers have independently verified any market or industry data provided by third parties or industry or general publications.

Important Notices and Disclaimer

Competent Persons Statement – Mineral Resources

The information in this presentation that relates to the estimation and reporting of Mineral Resources is based on information compiled by Mr Brian Fitzpatrick of Cube Consulting. Mr Fitzpatrick is a member of the Australasian Institute of Mining and Metallurgy (MAusIMM CP) and has sufficient experience which is relevant to the style of mineralisation and type of deposit under consideration, and to the activity which he is undertaking, to qualify as a Competent Person (CP) as defined in the 2012 Edition of the Australian Code for Reporting of Exploration Results, Mineral Resources and Ore Reserves (JORC Code). Mr Fitzpatrick has worked as a professional geologist for more than 37 years. Relevant experience has been gained from working in the gold and base metal mining and exploration industry in various provinces throughout Australia and other countries. This includes exploration, open pit and underground mining experience in greenstone-hosted gold deposits, epithermal gold deposits, and Volcanogenic Massive Sulphide (VMS) polymetallic deposits. Cube specialises in Mineral Resource estimation, evaluation, and exploration. Both Cube and Mr Fitzpatrick are independent from PC Gold. The relationship is solely one of professional association between client and independent consultant. This report has been prepared in return for fees based upon agreed commercial rates, and the payment of these fees is in no way contingent on the results of this report.

Mr Brian Fitzpatrick is a full-time employee of Cube and is the Competent Person responsible for the resource estimation and completion of JORC (2012) Table 1, Section 3. Mr Fitzpatrick visited the Spring Hill Project in March 2026 and has conducted independent data review and data validation pertaining to the project. The data review and analysis included a compilation and review of all available documentation sourced from the NT GEMIS website. Responsibility for data compilation, data verification, and exploration results lies with PC Gold. Completion of JORC (2012) Table 1, Sections 1 and 2 was undertaken by Mr Geoffrey Eupene of Eupene Exploration Pty Ltd and PC Gold staff. Mr Eupene oversaw most of the drilling completed from 1992 to 1995 for Ross Mining and Billiton, and also led the geophysics and deep diamond drilling collaboration program in 2022–2023 (Eupene, 2023).

Previously Reported Information

Information in this presentation relating to the Mineral Resource Estimate, Exploration Targets and Exploration Results is extracted from PC Gold ASX announcements dated 21 July 2026, 17 September 2026, 25 September 2026 and [ ] October 2026, and corporate information from ASX announcements dated 26 August 2026 and 27 August 2026, which are available at www.asx.com.au and www.pcgold.com.au. The Company confirms that it is not aware of any new information or data that materially affects the information included in those announcements and that all material assumptions and technical parameters underpinning the Mineral Resource Estimate continue to apply and have not materially changed.

Competent Persons Statement – Exploration Target

The information in this presentation that relates to Exploration Targets is based on, and fairly represents, information and supporting documentation compiled by Mr Robert Wason BSc (Hons) Geology, MSc (Mining Geology), a Competent Person who is a Member of the Australasian Institute of Mining and Metallurgy. Mr Wason is an employee of Mining Insights. Mr Wason has sufficient experience that is relevant to the Technical Assessment of the Mineral Assets under consideration, the style of mineralisation and type of deposit under consideration and to the activity being undertaken to qualify as a Practitioner as defined in the 2015 Edition of the "Australasian Code for the Public Reporting of Technical Assessments and Valuations of Mineral Assets" (VALMIN, 2015), and as a Competent Person as defined in the 2012 Edition of the "Australasian Code for Reporting of Exploration Results, Mineral Resources and Ore Reserves" (JORC, 2012). Mr Wason consents to the inclusion in this presentation of the matters that are based on and fairly represent information and supporting documentation prepared by him in the form and context in which it appears.

Exploration Target – Cautionary Statement

The Exploration Target has been prepared and reported in accordance with the 2012 edition of the JORC Code. The potential quantity and grade of the Exploration Target is conceptual in nature. There has been insufficient exploration to estimate a Mineral Resource. It is uncertain if further exploration will result in the estimation of a Mineral Resource.

Exploration Results

The exploration results contained in this presentation have been previously released to the ASX since the Company commenced trading on 21 October 2025. The Company confirms that it is not aware of any new information or data that materially affects the information included in this presentation. Historical results referred to in this presentation (including historical production and channel sampling) are reported in the relevant ASX announcements.

Spring Hill is located in the +20Moz Pine Creek Goldfield, NT

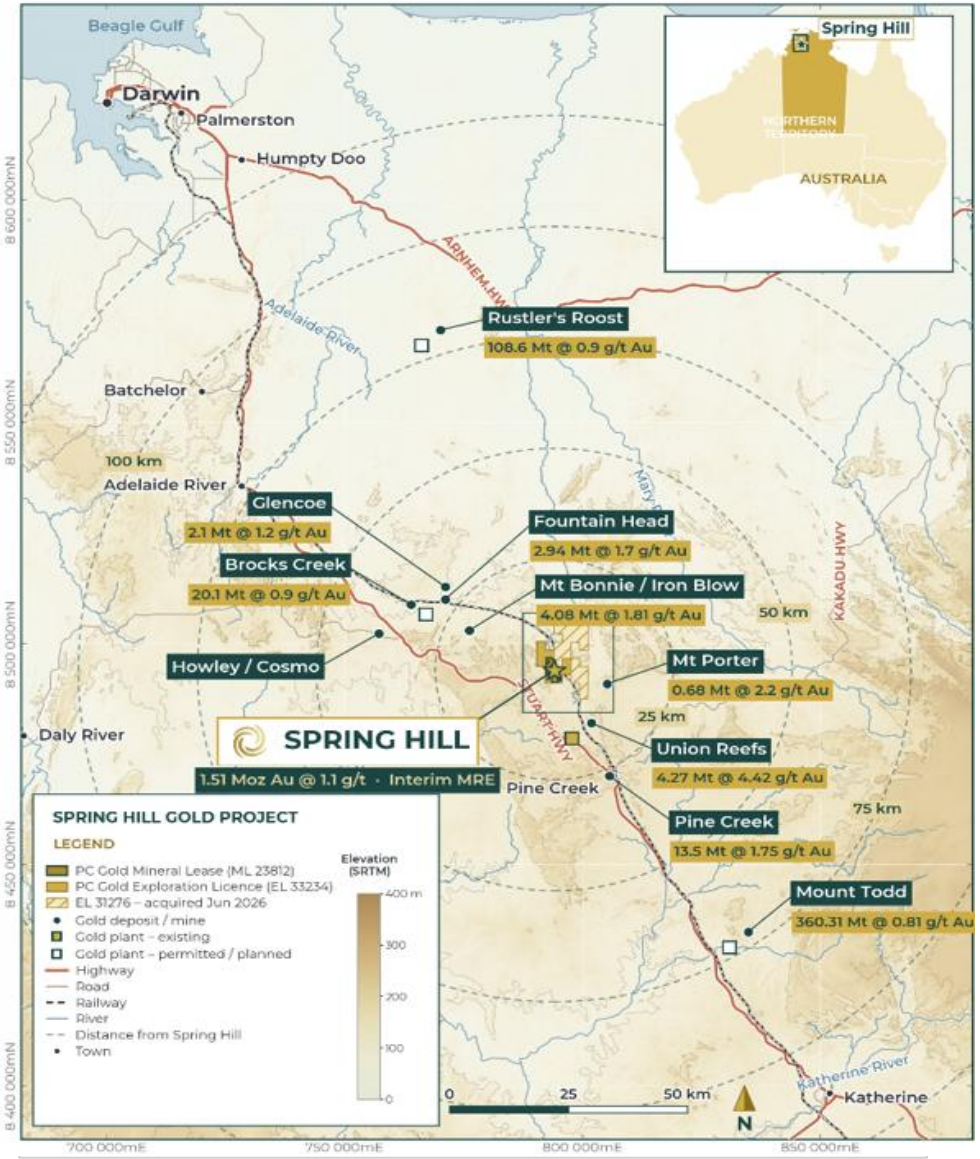

Location Highlights

Low Risk Jurisdiction

- 100% owned 1,035ha granted Mining Lease within a 10,600ha EL package
- No Native Title; Federal and NT approvals in place for Stage 1 open pit mining
- World-class +20Moz Pine Creek Goldfield – a premier Australian gold province
- Numerous mine approvals and FID announcements in the NT this year including:
  - Hanking - Mt Bundy - $500m
  - Core Lithium – Finnis UG - $200m
  - KGL – Jervois - $600m
  - Verdant - Amaroo - $900m
  - Arafura – Nolan Bore - $1.2bn

Easily Accessible

- Close to Darwin, Katherine and Pine Creek for workforce, services and accommodation

Established Neighbours

- Vista Gold (10.5Moz Mt Todd),
- Agnico Eagle (3Moz + Union Reef)
- Hanking (3Moz Mt Bundy) and Patronus (1Moz)

Neighbouring resource figures are as reported by the respective companies and are referenced in the PC Gold presentation dated July 2026.

A Unique Value Proposition

ASX : PC2

Strong Team and Balance Sheet

- Listed only 12 months ago
- Board further strengthened with proven mine builders Rick Clark and Matt Scully
- Fully funded through DFS with pro forma cash of ~A$96.7M[1]
- Significant Board and management ownership aligned with shareholders (~40%)

Spring Hill is a Growing Gold Asset

- Located in the +20Moz Pine Creek Goldfield, NT
- Resource up 84% to 1.51Moz @ 1.1g/t Au since June 2024 and growing
- 1.0Moz Indicated - 66% of the Resource
- 100% owned granted Mining Lease, no Native Title. Expanded tenement package now ~200km2
- Recent tenement acquisitions expanding landholding

Clear Pathway to Development

- Federal and NT approvals in place for Stage 1 Open pit mining; variation ongoing for CIL plant and long term Open pit and Underground mine plan
- Virgin deposit with outcropping mineralisation
- PFS with standalone CIL plant targeted Q4 CY2026
- Maiden Ore Reserve (open pit and underground) underway
- Camp and Photon Assay Lab being advanced

Focused on Growth

- ~125,000m drill program funded across 2026–27 including infill, grade control and underground drilling
- Three high-grade domains becoming the drilling focus: Link Zone, Main Adit and Southern Adit
- 1–2Moz Exploration Target[2] over a further 2km of strike bring validated
- MRE update targeted for December 2026

1. Based on cash of ~A$21.7M at 30 June 2026 plus gross proceeds of the A$75.0M Placement (ASX announcement 27 August 2026), before costs.
2. The potential quantity and grade of the Exploration Target is conceptual in nature; refer to the Cautionary Statement on page 3 and page 15.

Corporate Overview

ASX : PC2

A$.90	~387M	~A$345M	~A$96.7M	~A$250M	1.51Moz
Share price[1]	Shares on issue[2]	Market capitalisation[2]	Pro forma cash[3]	Enterprise value[4]	Mineral Resource

Indicated Resource **1.0Moz** EV / Resource oz **~A$165/oz** Performance shares **17.1M** Listed **ASX: PC2 | FSE: D6A**

Share price performance (since IPO, Oct 2025)

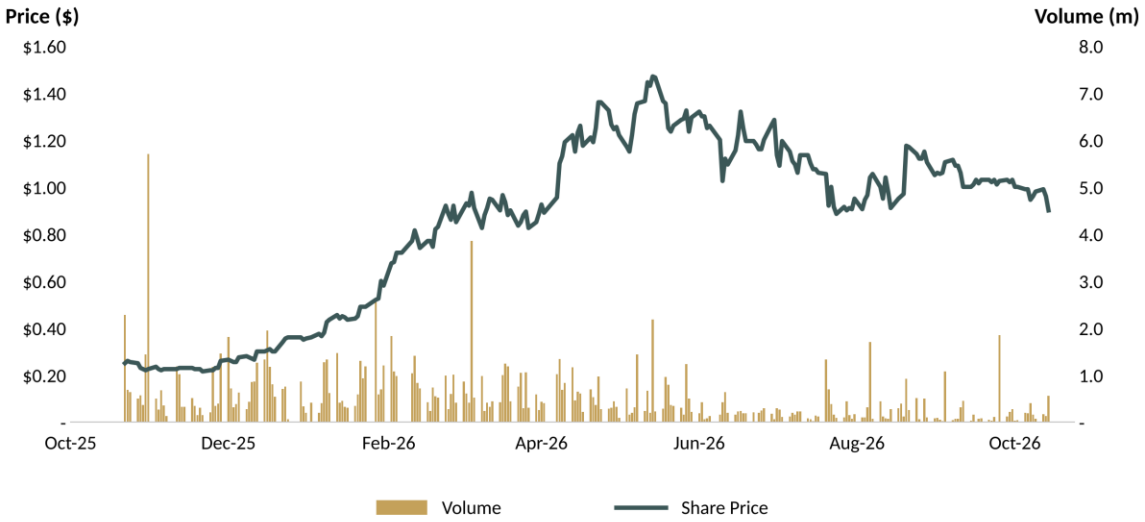

1. **Oct-25** IPO, A$13.5M raised at A$0.25
2. **Feb-26** A$24M placement at A$0.65
3. **Jul-26** Interim MRE up 84% to 1.51Moz
4. **Aug-26** A$75M placement at A$1.05

Shareholder register[5]



Institutional	40.1%
Management	26.4%
Rivi Opportunity Fund	13.1%
Other (~900 holders)	20.4%

- Board and management among the largest holders
- Placement added new domestic and international institutions

Research overage

EUROZ HARTLEYS GROUP

cg/ Canaccord Genuity

Hannam&Partners

PETRA CAPITAL

1. Indicative closing price as at 14 October 2026. 2. Pro forma for the ~71.4M shares issued under the A$75M Placement (314M shares on issue at July 2026); excludes 17.1M Performance Shares and 1.9M Director Shares subject to shareholder approval.
3. Cash at bank of ~A$21.7M at 30 June 2026 plus A$75.0M gross Placement proceeds. 4. Market capitalisation less pro forma cash. 5. Register composition as at 15 October 2026.

Experienced and Proven Team

Board of Directors



Ash Pattison
Executive Chair & CEO



Rob Jewson
Non-Executive Director



Kevin Puil
Non-Executive Director



Rick Clark
Non-Executive Director[1]



Matt Scully
Non-Executive Director

Management



Sean Church
Chief Operating Officer



Peter Harris
GM – Geology



Ben Broad
Operations Manager



Wei Li
Chief Financial Officer



Briohny McManus
Company Secretary



Emer McGowan
Senior Environmental Advisor



Geoffrey Eupene
NT Technical Advisor

Experience of Board and Management

Red Back Mining **Montage Gold** **Orca Gold** **Perseus Mining** **West African Resources** **Evolution Mining** **Dakota Gold**
Agnico Eagle **Mineral Resources** **Vista Gold**

1. Mr Clark's appointment is subject to obtaining an Australian Director Identification Number (ASX announcement 26 August 2026).

Fully funded through PFS and DFS to a Final Investment Decision

A$75M institutional placement completed with strong domestic and international demand

Equity Raised Since IPO (A$M)

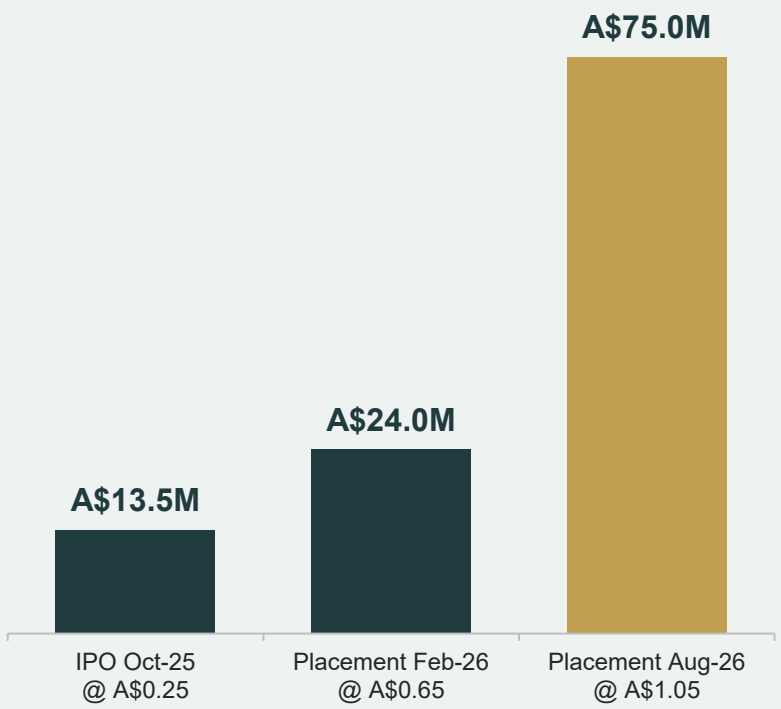

A$112.5M raised since listing in October 2025

Fully Funded 26/27 Workstreams

80,000m	25,000m	20,000m
Surface resource definition & exploration	RC grade control / infill (HK / Eastern)	Phase 1 underground drilling

- Refurbishment of underground infrastructure to unlock the high-grade underground opportunity
- Spring Hill PFS and DFS costs through to a Final Investment Decision
- Pine Creek camp refurbishment and establishment of a Photon Assay laboratory
- General working capital and costs of the Offer

1. Based on cash of ~A$21.7M at 30 June 2026 plus A$75.0M gross Placement proceeds, before costs (ASX announcement 27 August 2026).
2. Subject to shareholder approval under ASX Listing Rule 10.11.

Spring Hill Resource has grown 84% to 1.51Moz, with Indicated ounces up 136%

Growth driven by 30,000m+ of drilling, Photon Assay grade uplift and the new Link Zone discovery

PC GOLD

Spring Hill Mineral Resource (koz Au)

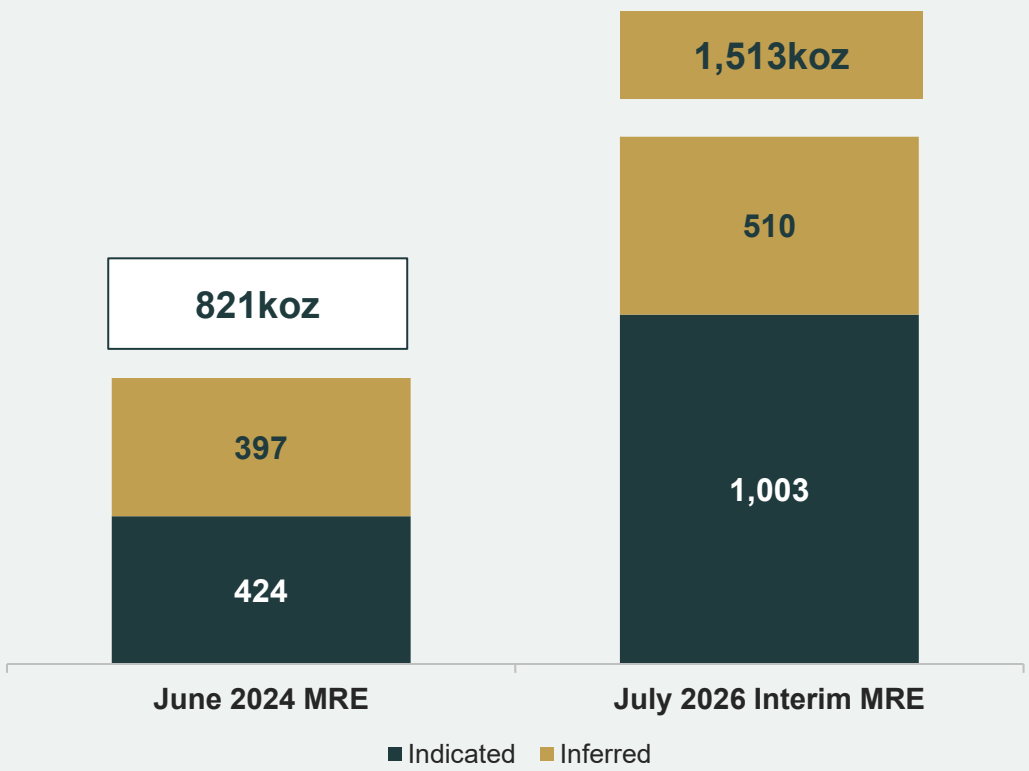

+579koz (+136%)
INDICATED GROWTH

Resource definition and infill drilling

Indicated up from 424koz to 1.0Moz via 30,000m+ of drilling and re-domaining using LIK. 66% of the MRE is now Indicated.

+10%
GRADE UPLIFT

Higher resource grade

Global grade up from 1.0 to 1.1g/t Au, aided by Photon Assay re-assay and the high-grade Link Zone, while tonnes increased 70%.

+692koz (+84%)
TOTAL GROWTH

New discoveries and extensions

Total MRE up from 821koz to 1.51Moz, including the new Link Zone at 5.4g/t Au.

June 2024 vs July 2026 Interim MRE (25 April 2026 assay cut-off). New data and re-interpretation incl. bulk domaining. Refer to the PC Gold ASX announcement dated 21 July 2026. Figures may not add due to rounding.

1.51Moz Resource provides the foundation for a maiden Ore Reserve

43.5Mt @ 1.1g/t Au for 1.51Moz, including 28.8Mt @ 1.1g/t Au for 1.0Moz classified as Indicated

Spring Hill Interim Mineral Resource – 3D View

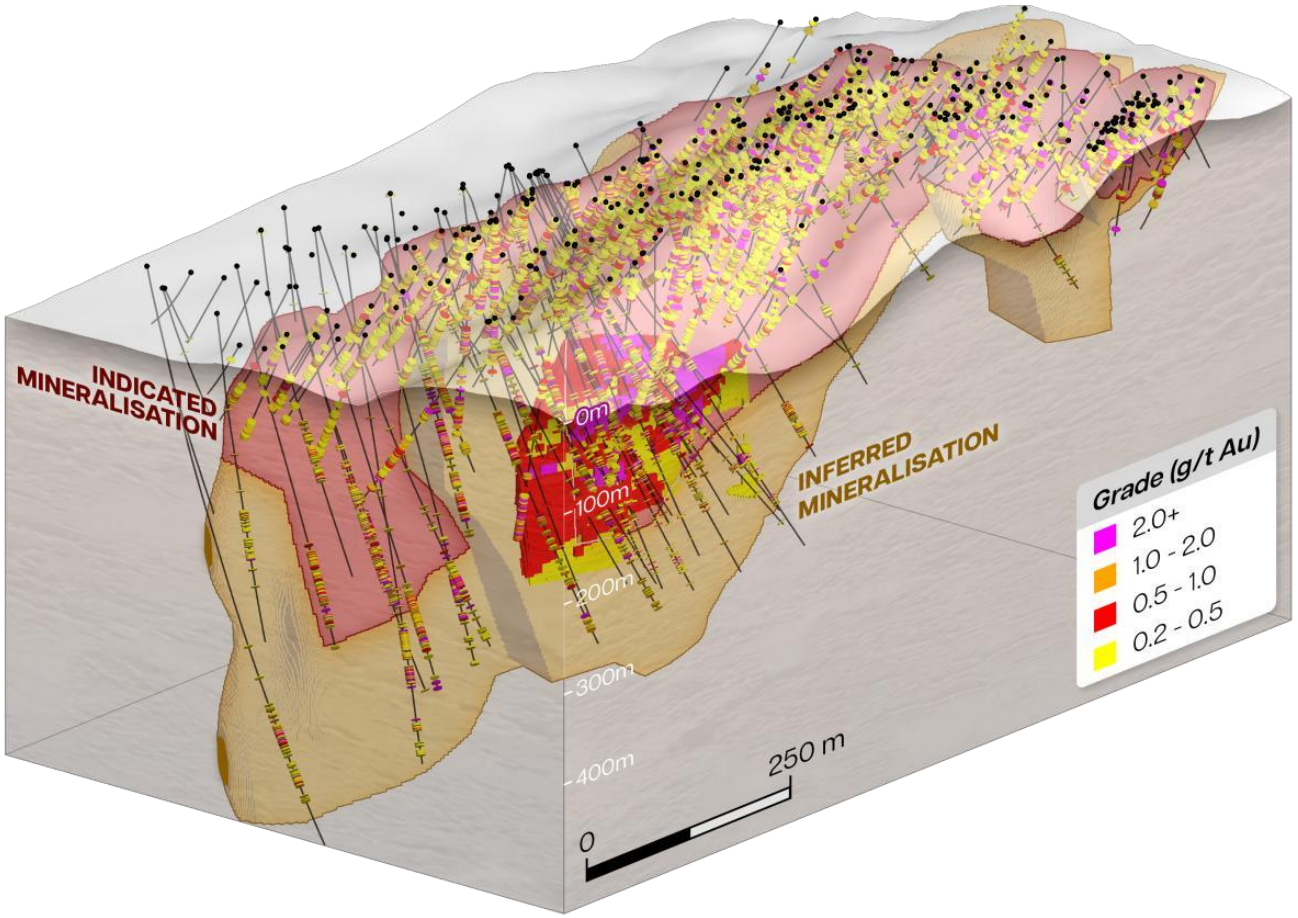

July 2026 Mineral Resource Estimate

Category	Tonnes (Mt)	Grade (g/t Au)	Contained (koz Au)
Indicated	28.8	1.1	1,003
Inferred	14.7	1.1	510
Total	**43.5**	**1.1**	**1,513**

Resource by zone

Hong Kong / Macau
933koz
30.6Mt @ 0.9g/t

Macau Link Zone
194koz
1.1Mt @ 5.4g/t

Main
352koz
10.5Mt @ 1.0g/t

Eastern / Lasagne
35koz
1.3Mt @ 0.8g/t

Link Zone adds high grade for the first time – 193koz at 5.4g/t Au from just 1.1Mt

Interim Mineral Resource Estimate (25 April 2026 assay cut-off) prepared by Cube Consulting. Refer to the PC Gold ASX announcement dated 21 July 2026 and the Appendix. Figures may not add due to rounding.

Resource defined over just 1.2km of strike and remains open in all directions

Updated long section of the 1.51Moz Interim MRE – within only ~15% of the known mineralised strike

PC GOLD

Spring Hill Long Section – Interim MRE (July 2026)

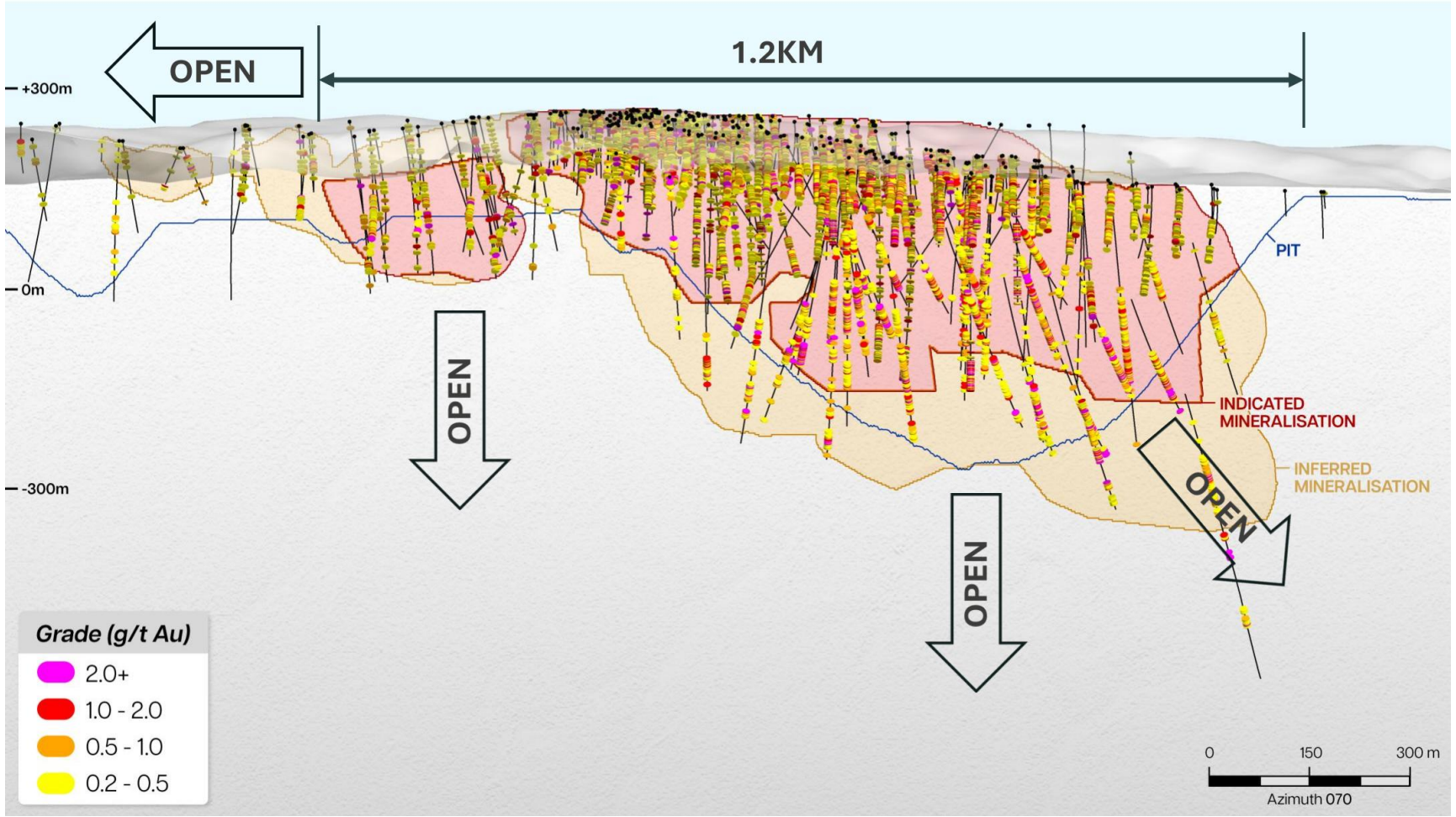

Key Information

Open along strike and at depth

Indicated and Inferred envelopes remain open beneath and beyond the drilled 1.2km strike.

Drilling not yet in the MRE

Four rigs operating (three diamond, one RC) – ~40,000m drilled after the 25 April 2026 assay cut-off.

Next MRE update

Booked with Cube for December 2026, using results up to the October 2026 cut-off.

Bulk open pit / underground

High-grade bulk tonnage sheeted vein system – typical of major Pine Creek deposits.

Refer to the PC Gold ASX announcement dated 21 July 2026.

1.51Moz defined over just 1.2km of strike – with 2.4km of targets to the north

New drilling confirms the system is open along strike, to the north and at depth

PC GOLD

Spring Hill mineralised corridor – strike to scale, south to north within ML boundary

Southern Adit
20.35m @ 13.04g/t Au channel composite[1] – outside MRE,

43.6Mt @ 1.1g/t Au for 1.51Moz
1.0Moz Indicated · Link Zone 193koz @ 5.4g/t Au · open in all directions

1–2Moz Exploration Target[2] over a further 2km of strike
Plus Lasagne (183–350koz) and North Target Zone (384–905koz) Exploration Targets[2] – first RC drilling returning strong results

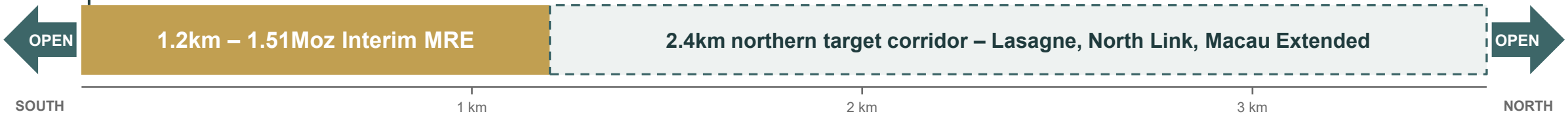

OPEN AT DEPTH

New diamond drilling – thick and open at depth

- **70.8m stacked zone** incl. 2m @ 19.46g/t Au (SDH26-018)
- **21.19m @ 3.39g/t Au** Link Zone, width doubled (SDH26-021)
- **Link Zone intersected ~400m downhole** and 30m below the model

RC drilling north of the MRE – mineralisation extended along strike

- **Macau Extended now 950m of strike** with outcropping mineralisation; 13m @ 1.88g/t Au from 1m (XRC014)
- **New North Link** high-grade zone: 3m @ 7.94g/t Au (XRC006), 3m @ 6.95g/t Au (XRC004)
- **Eastern Lode**: 8m @ 3.98g/t Au incl. 1m @ 25.97g/t Au (XRC022); 2m @ 10.03g/t Au (XRC021)
- **Next:** 10 RC holes pending; diamond drilling to define structure and test for further Link-style high-grade zones to the north

1.2km	2.4km	~400m	24
strike in the 1.51Moz Resource	northern target corridor	Link Zone depth – open below	holes awaiting assays (14 diamond, 10 RC)

Strike lengths approximate, measured along the corridor axis (refer slides 11 and 17). [1] Historical channel sampling, outside the MRE. [2] The potential quantity and grade of the Exploration Target is conceptual in nature; there has been insufficient exploration to estimate a Mineral Resource and it is uncertain if further exploration will result in the estimation of a Mineral Resource. Refer to PC Gold ASX announcements dated 21 July, 17 September, 25 September, 13 October and [ ] October 2026.

Robust Resource across all cut-off grades

Average Indicated ounces per vertical metre rise sharply on intersecting the Link Zone

PC GOLD

Interim MRE Sensitivity to Cut-off Grade

Cut-off (g/t Au)	0.3	0.4	**0.5**	0.6	0.7
Grade (g/t Au)	0.8	0.9	**1.1**	1.2	1.4
Contained (koz Au)	**1,915**	**1,687**	**1,513**	**1,344**	**1,194**

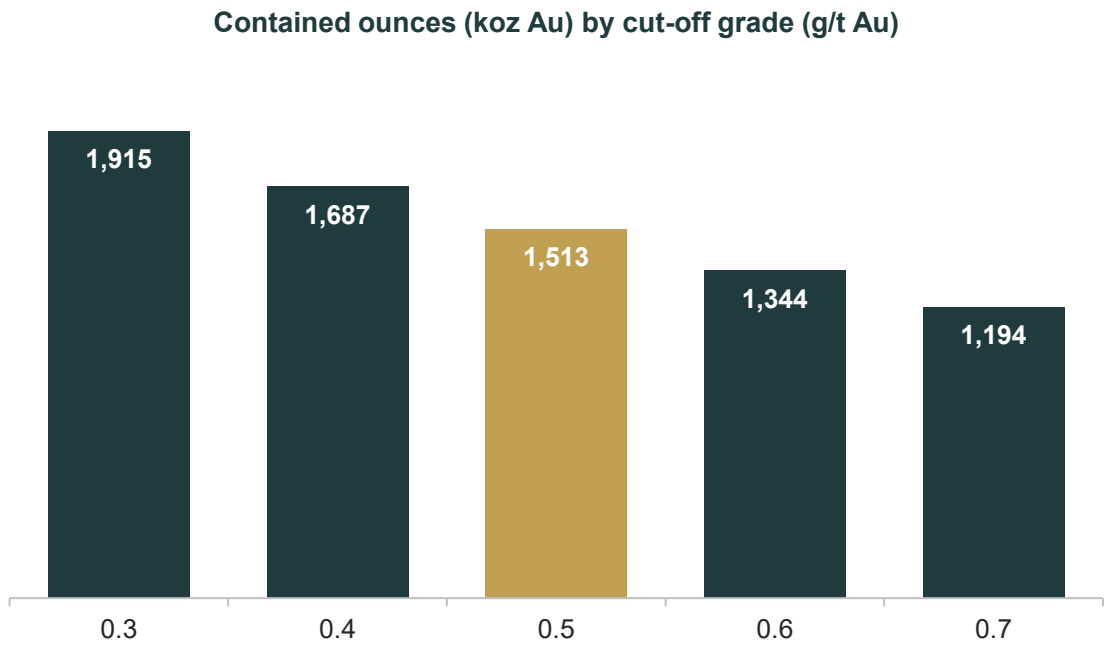

Indicated Ounces per Vertical Metre (25m Bands)

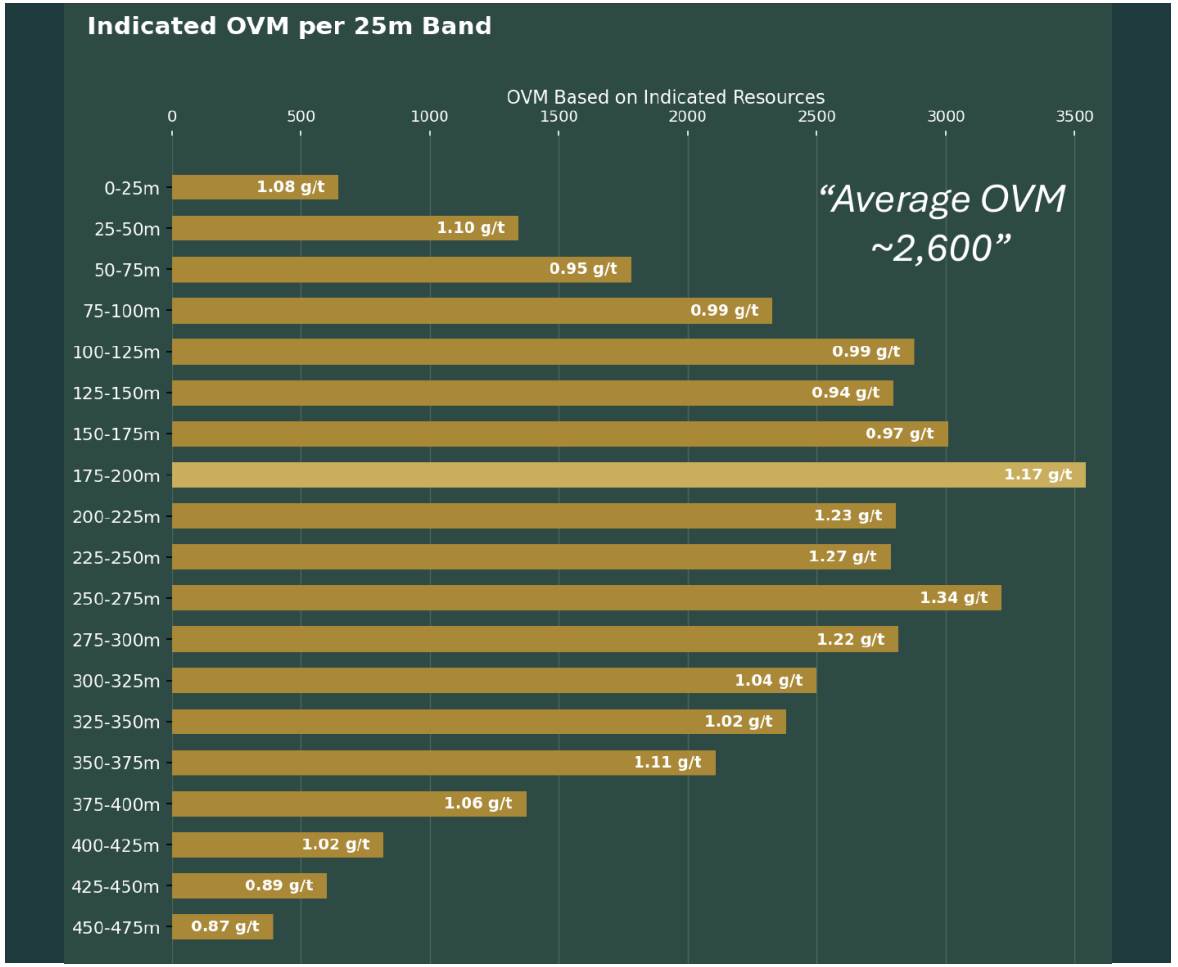

Refer to the PC Gold ASX announcement dated 21 July 2026. OVM = ounces per vertical metre, based on Indicated Resources in 25m bands.

Post-MRE drilling continues to return grades above the resource block model

Results to be incorporated into the MRE update targeted for December 2026

PC GOLD

Hong Kong Link Zone (Sep 2026)

- **29.65m @ 4.32g/t Au** from 332.35m incl. 4.75m @ 8.60g/t Au in the Link Zone (SDH26-016)
- **33.38m @ 2.17g/t Au** from 156.62m and 8m @ 3.69g/t Au from 195m (SDH26-017)
- **34m @ 2.07g/t Au** from 301m incl. 10m @ 4.17g/t Au (SDH26-012)
- **3.24m @ 13.18g/t Au** from 240.76m in the Link Zone (SDH26-019)
- **21.19m @ 3.39g/t Au** from 306.21m incl. 7.34m @ 6.82g/t Au (SDH26-021) – now complete

Main Zone South

- **10.0m @ 4.51g/t Au** from 161m (MS-012)
- **1.51m @ 30.44g/t Au** from 237m (MS-006)
- **4.49m @ 4.52g/t Au** from 131.8m and 3.0m @ 7.49g/t Au from 144m (MS-030)
- **38m @ 1.32g/t Au** from 13m – broad, near surface (MS-027)
- **4m @ 5.39g/t Au** from 218m (MS-027)

Macau Link & Hong Kong Footwall

- **9.5m @ 3.04g/t Au** from 189.6m and 6.0m @ 5.16g/t Au from 209.6m (SDH26-007)
- **22.0m @ 2.60g/t Au** from 164m – new Hong Kong Footwall Zone (SDH26-007)
- **113m @ 1.14g/t Au** from surface incl. 18m @ 4.62g/t Au (SDH26-005)
- **6.7m @ 2.79g/t Au** from 130m (SDH26-005)

Hong Kong / Link Cross Section

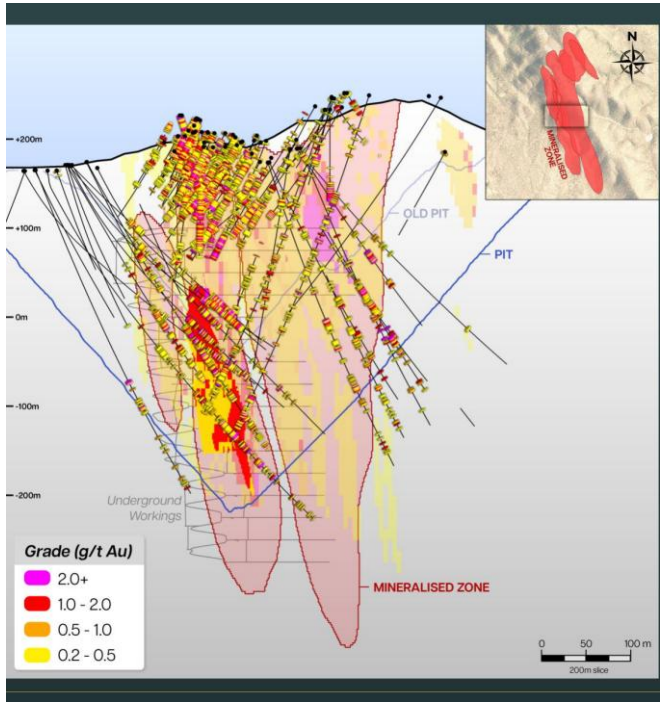

Refer to PC Gold ASX announcements dated 21 July 2026, 25 September 2026 and [ ] October 2026 for full results, hole details and JORC Table 1. Several holes have assays pending.

October diamond results confirm thick, stacked high-grade zones at Spring Hill

Five holes return ~70 gram-metres or more and the Link Zone intercept doubles in width – all feeding the December 2026 MRE

PC GOLD

Thick, Stacked Zones (Oct 2026)

- **70.8m stacked zone** from 241.2m: 5.8m @ 3.64, 33m @ 2.23 and 14.85m @ 3.63g/t Au (SDH26-018)
- **2m @ 19.46g/t Au** from 305m within the 14.85m zone (SDH26-018)
- **28m @ 2.52g/t Au** from 258m incl. 4m @ 5.97g/t Au (SDH26-014)
- **16m @ 4.33g/t Au** from 197m (SDH26-015)
- **23m @ 1.12g/t Au** from 89m and 7.37m @ 3.25g/t Au from 147.37m (SDH26-015)

Link Zone – Assays Complete

- **21.19m @ 3.39g/t Au** from 306.21m incl. 7.34m @ 6.82g/t Au (SDH26-021)
- **Width doubled** from the 10.8m @ 3.64g/t Au previously reported, now all assays received
- **34m @ 2.07g/t Au** from 301m incl. 10m @ 4.17g/t Au (SDH26-012) – hole now complete

Additional Results & Coarse Gold

- **9.43m @ 2.44g/t Au** from 399.31m (SDH26-022)
- **4m @ 2.96g/t Au** from 279m and 1.74m @ 4.03g/t Au from 297m (SDH26-020)
- **10.88m @ 1.02g/t Au** from 193.28m (SDH26-008)
- **1kg samples now standard** – Chrysos testwork showed single 500g photon jars potentially under-call grade in this coarse gold system

Collar Plan – This Release

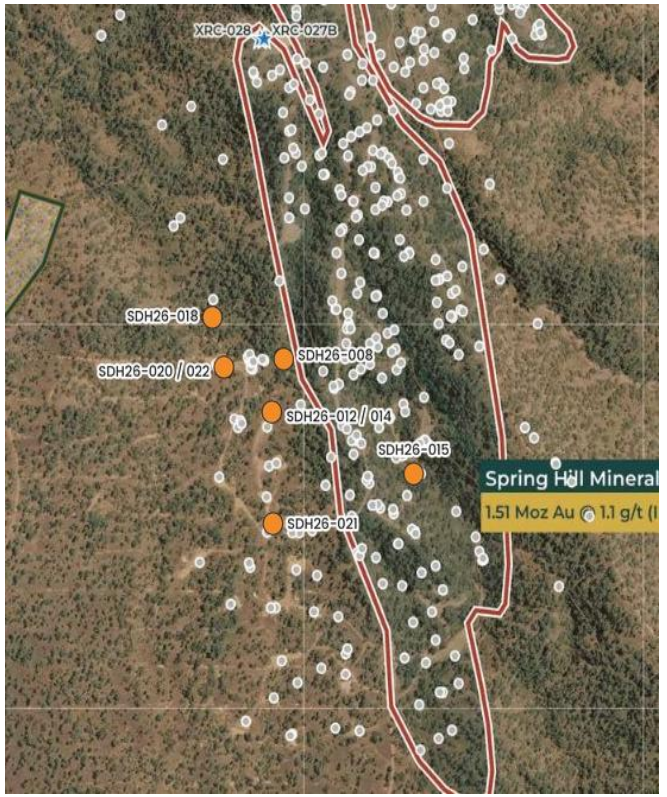

Refer to the PC Gold ASX announcement dated [ ] October 2026 for full results, hole details and JORC Table 1. Intercepts are downhole widths. Gram-metres = downhole width × g/t Au. Some intervals were assayed as a single 500g jar (identified in the announcement). Assays pending for 14 further diamond holes.

Three high-grade domains offer underground upside alongside the bulk open pit

Link Zone, Main Adit and the new Southern Adit target are all being tested in 2026

PC GOLD

Link Zone	Main Adit	Southern Adit (New)
193koz @ 5.4g/t Au Maiden Resource from just 1.1Mt	**~21koz @ ~30g/t Au** Historical production	**20.35m @ 13.04g/t Au** Channel composite – outside MRE
▪ Hematite/magnetite-altered link structures between the main lodes ▪ Drilling has extended Link mineralisation 30m down dip of the model ▪ New upper link target identified ~120m below surface	▪ Approvals secured to re-open the 427m adit, reamed to 4m x 4m ▪ Enables underground drilling and bulk sampling by end of 2026 ▪ Main Lode (south): 15.0m @ 10.56g/t Au and 6.4m @ 7.01g/t Au	▪ Maximum 1m channel sample of 74.8g/t Au ▪ 190m of development; LiDAR indicates ~150m of further strike ▪ Untested by drilling – drilling commenced late September 2026

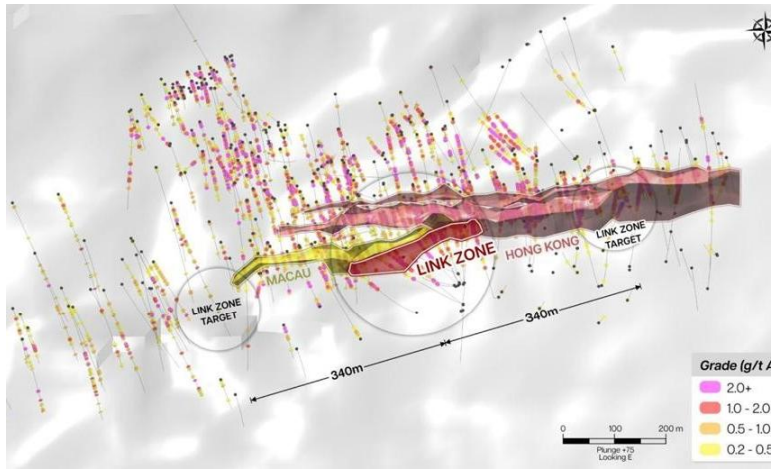



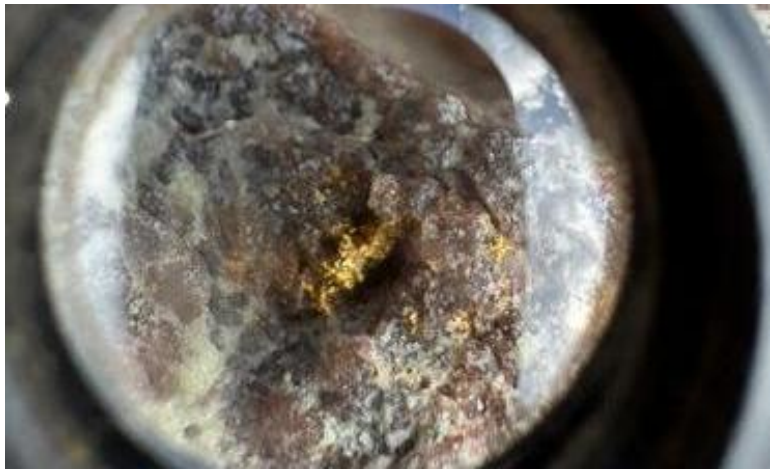

Historical production and channel sampling results are historical in nature; refer to PC Gold ASX announcements dated 21 July 2026 and 17 September 2026. Southern Adit channel samples lie outside the MRE.

Significant growth potential beyond the current Resource footprint

Three key zones defined across a +3km corridor north of the MRE, plus extensions along strike

Updated Targeting Domains (Cube)

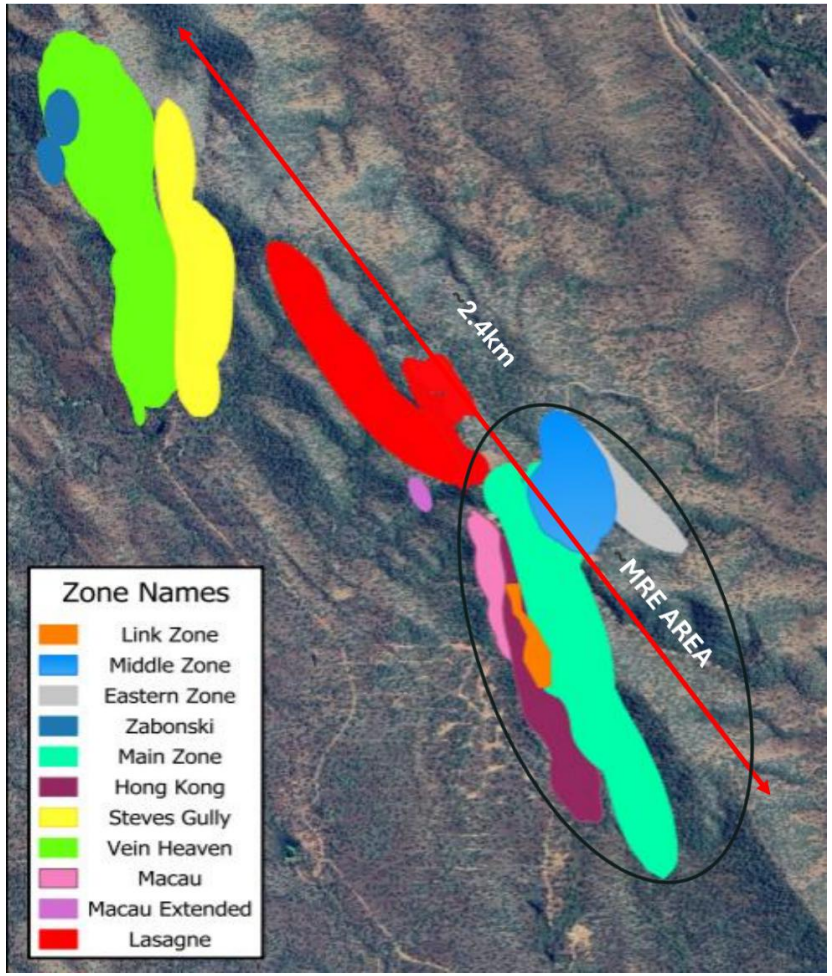

Open Pit Exploration Targets

Lasagne Lode

183–350koz Au

32 holes drilled; strong results immediately along strike from the Resource

North Target Zone

384–905koz Au

Resource Extension Targets

- **1–2Moz Exploration Target** over a further 2km of strike
- **Macau Extension Zone** - infill confirms sheeted vein mineralisation; maiden resource targeted
- **Lasagne and Eastern Extension** - strong results along strike; follow-up programs planned
- **Hong Kong Footwall Zone** - April 2026 discovery
- **Regional targeting** across the expanded 10,600ha landholding

Cautionary Statement: The potential quantity and grade of the Exploration Target is conceptual in nature. There has been insufficient exploration to estimate a Mineral Resource. It is uncertain if further exploration will result in the estimation of a Mineral Resource. Refer to the PC Gold ASX announcement dated 21 July 2026.

Exploration RC drilling continues to extend mineralisation strike

Results to be incorporated into the MRE update targeted for December 2026

PC GOLD

Eastern Zone

XRC018 (Eastern Lode)
- **2m @ 7.08 g/t Au** from 98m
- **1m @ 5.96 g/t Au** from 143m

XRC021 (Eastern Lode)
- **2m @ 10.03 g/t Au** from 92m

XRC022 (Eastern Lode)
- **7m @ 0.75 g/t Au** from 53m
- **8m @ 3.98 g/t Au** from 79m
- **18m @ 0.90 g/t Au** from 90m

XRC001 (Eastern Lode)
- **5m @ 1.25 g/t Au** from 217m
- **5m @ 1.86 g/t Au** from 241m

XRC017 (Eastern Lode)
- **10m @ 0.79 g/t Au** from 24m
- **4m @ 1.85 g/t Au** from 112m
- **7m @ 1.00 g/t Au** from 130m
- **6m @ 0.60 g/t Au** from 161m
- **3m @ 1.69 g/t Au** from 193m

New North Link

XRC004 (North Link)
- **3m @ 6.95 g/t Au** from 160m

XRC005 (North Link)
- **1m @ 5.08 g/t Au** from 115m
- **3m @ 6.95 g/t Au** from 160m

XRC006 (North Link)
- **1m @ 5.89 g/t Au** from 12m
- **1m @ 7.97 g/t Au** from 26m
- **3m @ 7.94 g/t Au** from 106m

XRC019 (North Link)
- **1m @ 2.19 g/t Au** from 139m

Macau Extended

XRC014 (Macau Extended)
- **13m @ 1.88 g/t Au** from 1m

XRC015 (Macau Extended)
- **5m @ 0.87 g/t Au** from 16m

XRC002 (Macau Extended)
- **13m @ 0.56 g/t Au** from 11m

RC Collars along strike from MRE

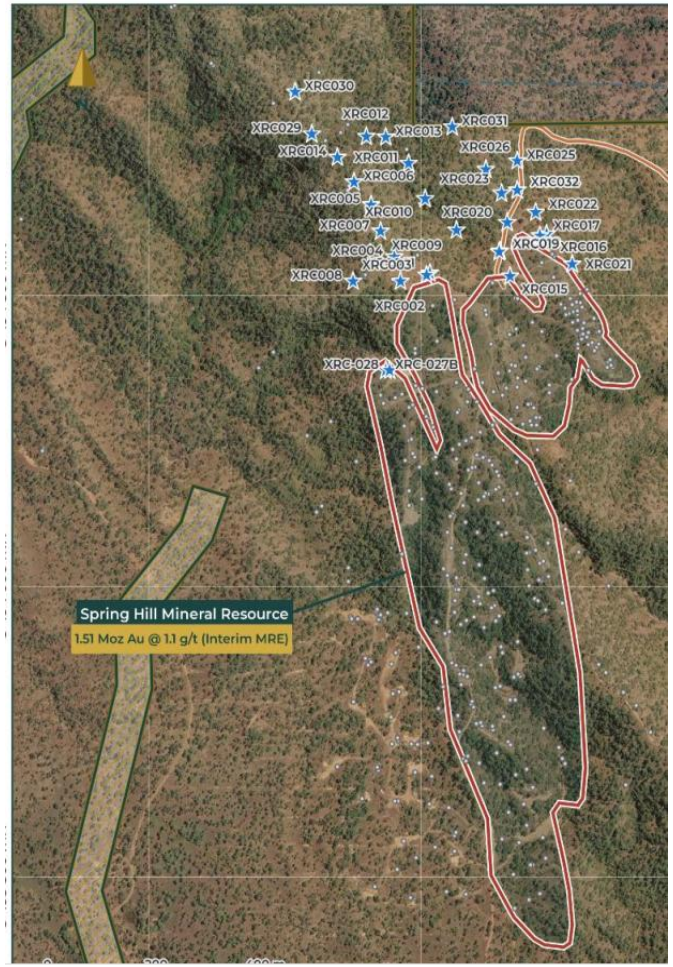

Refer to PC Gold ASX announcements [ ] October 2026full results, hole details and JORC Table 1. Several holes have assays pending.

Approvals in place for open pit mining support a streamlined development path

PC GOLD

Key Approvals

✓	**Mining Lease** 1,035ha ML granted, within a 10,600ha EL package. Additional 443Ha of ML applied for in October 2026.	**Granted**
✓	**Native Title** No Native Title over the existing Mining Lease	**Not Applicable**
✓	**Open Pit Mining Approvals** Federal and State environmental and mining permits for Stage 1 open pit mining. Variation for Stage 2 open pit and Underground on going.	**Granted**
✓	**Environmental Bond** A$1.6M paid under Stage 1 open pit mine and drilling approvals	**Paid**
✓	**Historical Adit Re-opening** Approvals to re-open the 427m adit for UG drilling and bulk sampling	**Secured**
On Going	**Standalone CIL Plant & Infrastructure Permitting** Permitting variations for CIL plant and infrastructure post completion of the PFS	**In Progress**
On Going	**Environmental Surveys** Flora and fauna survey updates	**Ongoing**

Development Advantages

- Granted Mining Lease with no Native Title supports a simplified permitting pathway
- Established regional infrastructure close to Darwin, Katherine and Pine Creek
- Pine Creek camp acquired – 64 rooms operational, expandable to +200 rooms
- Water source assessment complete
- PFS incorporates a standalone CIL plant and infrastructure to facilitate permitting variations

Refer to the PC Gold presentation dated July 2026 and ASX announcements. Status is as at the date of this presentation.

PFS advancing rapidly - targeting completion in Q4 CY2026

PFS to deliver maiden Ore Reserves, open pit and underground mine plans and a standalone CIL plant

PC GOLD

PFS Workstreams	
✓ Geotechnical studies for the updated open pit	Complete
✓ Water source assessment	Complete
✓ Metallurgical testwork, including grind size optimisation	Complete
On Track Maiden Ore Reserves	Underway
On Track CIL plant design (including tailings) and costing	Underway
On Track Power supply studies (mains power vs hybrid)	Ongoing
On Track Environmental surveys (flora and fauna updates)	Ongoing

Resource Built for Reserve Conversion

Localised Indicator Kriging (LIK) used for the bulk tonnage domains

- **Matching block support** – LIK estimates grade block-by-block at SMU scale, the same block size used by mine planning
- **Preserves local grade variability** – realistic grade-tonnage curves rather than over-smoothed averages
- **Feeds straight into reserve conversion** – outputs drop directly into pit optimisation and scheduling



Same scale as the blocks used in pit design and reserve reporting

Timing is indicative and may vary depending on study outcomes. LIK = Localised Indicator Kriging; SMU = Selective Mining Unit.

Site infrastructure and drilling capacity in place to accelerate Spring Hill

Pine Creek Camp



- Former Territory Iron camp cheaply acquired at Pine Creek
- 64 rooms operational today, expandable to +200-room capacity
- Camp refurbishment funded by the August 2026 Placement

Drilling



- Four rigs operating – three diamond and one RC. Drilling from UG in early 2027 and an additional RC due onsite this side of Christmas.
- ~125,000m program funded, including addition of two underground diamond rigs for an initial 20,000m of underground drilling
- RC grade control / infill of 25,000m at Hong Kong / Eastern Zone

Photon Assay



- Photon Assay technology adopted and validated for Spring Hill ore
- Chrysos testwork: 1kg (two-jar) samples now standard for Spring Hill's coarse gold
- On-site Photon Assay laboratory to be established

Refer to the PC Gold presentation dated July 2026 and ASX announcement dated 27 August 2026.

Delivering on our commitments with a clear pathway to development

Indicative Development Plan[1]

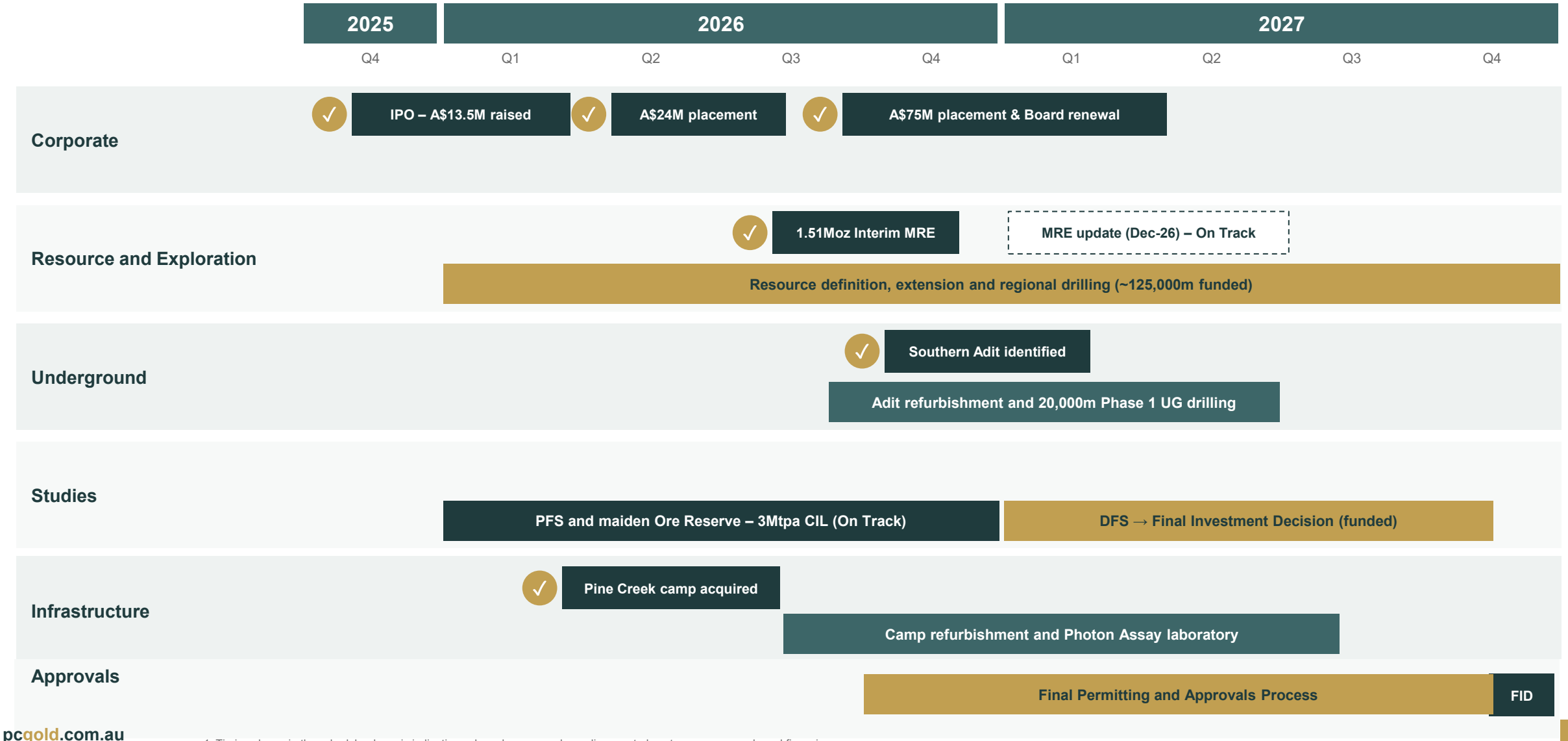

1. Timing shown in the schedule above is indicative only and may vary depending on study outcomes, approvals and financing.

A Unique Value Proposition

ASX : PC2

Strong Team and Balance Sheet

- Board strengthened with proven mine builders Rick Clark and Matt Scully
- Fully funded through DFS and FID with Pro forma cash of ~A$96.7M[1]
- Significant Board and management ownership aligned with shareholders

Spring Hill is a Growing Gold Asset

- Resource up 84% to 1.51Moz @ 1.1g/t Au since June 2024
- 1.0Moz Indicated - 66% of the Resource
- 100% owned, granted Mining Lease, no Native Title
- Located in the +20Moz Pine Creek Goldfield, NT

Clear Pathway to Development

- Federal and NT approvals in place for open pit mining
- PFS for 3Mtpa standalone CIL plant targeted Q4 CY2026
- Maiden Ore Reserve (open pit and underground) underway
- Funded through PFS and DFS to a Final Investment Decision

Focused on Growth

- ~125,000m drill program funded across 2026–27
- Three high-grade domains now being focused on: Link Zone, Main Adit and Southern Adit
- 1–2Moz Exploration Target[2] over a further 2km of strike
- MRE update targeted for December 2026

1. Based on cash of ~A$21.7M at 30 June 2026 plus gross proceeds of the A$75.0M Placement, before costs. 2. Exploration Target is conceptual in nature; refer to the Cautionary Statement.

PC GOLD

ASX: PC2 | FSE: D6A

Connect with PC Gold

Ashley Pattison Executive Chair & CEO
+61 8 6313 3996 | admin@pcgold.com.au

Paul Berson Investor Relations
+61 (0) 421 647 445 | paul@corporatestorytime.com

U38/460 Stirling Highway, Peppermint Grove WA 6011
pcgold.com.au

Appendix: Spring Hill Mineral Resource by Zone

PC GOLD

Spring Hill Mineral Resource Estimate by Zone – July 2026 Interim MRE vs June 2024 MRE						
	July 2026 Interim MRE			June 2024 MRE		
Zone	**Tonnes**	**Grade (g/t Au)**	**Ounces Au**	**Tonnes**	**Grade (g/t Au)**	**Ounces Au**
Indicated						
Hong Kong / Macau	18,852,298	0.9	563,000	10,911,980	1.0	342,200
Macau Link	689,873	5.2	114,500	–	–	–
Main	8,335,946	1.1	297,800	2,048,404	1.2	81,500
Eastern / Lasagne	968,571	0.9	27,700	–	–	–
Sub-total	**28,846,688**	**1.1**	**1,003,000**	**12,960,384**	**1.0**	**423,700**
Inferred						
Hong Kong / Macau	11,794,629	1.0	369,500	11,147,379	1.0	342,800
Macau Link	431,867	5.7	79,000	–	–	–
Main	2,175,571	0.8	54,200	969,408	1.2	37,500
Eastern / Lasagne	332,649	0.7	7,300	519,946	1.0	16,800
Sub-total	**14,734,716**	**1.1**	**510,000**	**12,636,734**	**1.0**	**397,100**
Total						
Hong Kong / Macau	30,646,927	0.9	932,500	22,059,359	1.0	685,000
Macau Link	1,121,739	5.4	193,500	–	–	–
Main	10,511,517	1.0	352,000	3,017,812	1.2	119,000
Eastern / Lasagne	1,301,220	0.8	35,000	519,946	1.0	16,100
Total MRE	**43,581,403**	**1.1**	**1,513,000**	**25,597,118**	**1.0**	**821,000**

Interim MRE (25 April 2026 assay cut-off). Link Zone is a new 2026 discovery (no June 2024 resource). New data and re-interpretation incl. bulk domaining. Figures may not sum due to rounding. Refer to the PC Gold ASX announcement dated 21 July 2026.